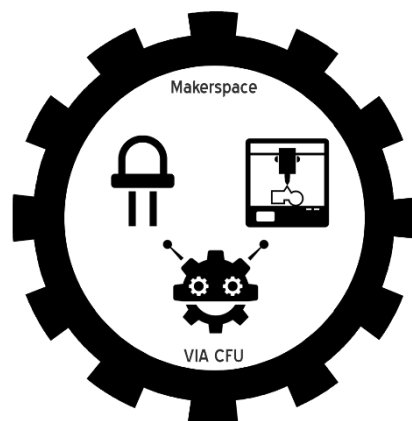


Micro:bit – Stop:bit

Atuartitsinermi teknologiit – fagini tamani



Stop:bit



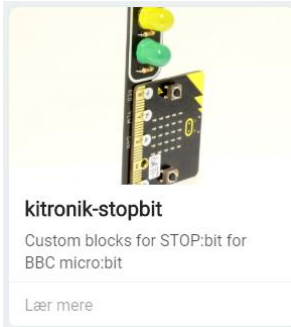
Stop:bit atorlugu angalasunut nalunaaqqummut kodiliorsinnaavit?

Siullermik makecodemut ilassut (udvidelse) aassavat.

1.  Avanceret tooruk


2.  Udvidelser tooruk

3. Stop allaguk 

4. Una toqqaruk 

5. Maanna nutaanik kommandomiittoqalerpoq 


6. Maanna micro:bit STOP:bitimut atassusissavat.



7. Micro:bit qarasaasiamut atassuseruk niveaulu toqqarsimasat suliaralugu.

Niveau 1


Angalasunut nalunaaqqummik angallaffinniittut assingannik suliaqarit. Assimiittut qulliit inissisimaneeri assigiinnngitsut sisamaasut ikiortigikkit.



```
for altid
  Make Traffic Light state to Stop
  pause (ms) 5000
  Make Traffic Light state to Get Ready
  pause (ms) 3000
  Turn Yellow Traffic Light Off
  Turn Red Traffic Light Off
  Make Traffic Light state to Go
  pause (ms) 5000
  Turn Green Traffic Light Off
  Make Traffic Light state to Ready To Stop
  pause (ms) 3000
  Turn Yellow Traffic Light Off
```

Niveau 2

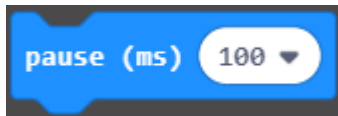

Angalasunut nalunaaqqut atorsinnaalersinniarlugu kode allanngortissinnaaviuk?



```
for altid
  Make Traffic Light state to Get Ready
  pause (ms) 100
  Make Traffic Light state to Stop
  pause (ms) 200
  Turn Yellow Traffic Light On
  Turn Red Traffic Light Off
  Make Traffic Light state to Get Ready
  pause (ms) 100
  Turn Green Traffic Light On
  Make Traffic Light state to Go
  pause (ms) 200
  Turn Yellow Traffic Light On
```

Niveau 3

Angalasunut nalunaaqqut atorsinnaalersinniarlugu kode aaqquussinnaaviuk?
Kommandut duplikerernissaat allangortinnissaallu pisariaqartissavat.



Naleqqussaanissamut apeqqutit

- Angalasunut nalunaaqqutiliat angallaffinni atorneqartutut atorneqarsinnaalersinniarlugu programmerersinnaaviuk?